

Floor Standing Network Cabinet (Glass Door)



OLC-7842GDA


Feature:

- Toughened glass front door with spring lock, steel rear door with round lock.
- 19" standard installation, achieve the international standard for the installation of the versatility of the parts, door interchangeability.
- Removable side panels, easy to install and maintain.
- Assembled frame structure, assembled and disassembled shipment, maximize saving shipping costs.
- Various optional accessories, convenient and fast installation, efficient cabinet buying kit.
- Adjustable feet and heavy duty castors are available at the same time, convenient to move or fix
- Several lockable cable entries on top cover and bottom panel. Front rear door and side panel easy to install and remove, bottom ventilation and rat proof.
- Various optional dimensions and structures according to customer requirements.

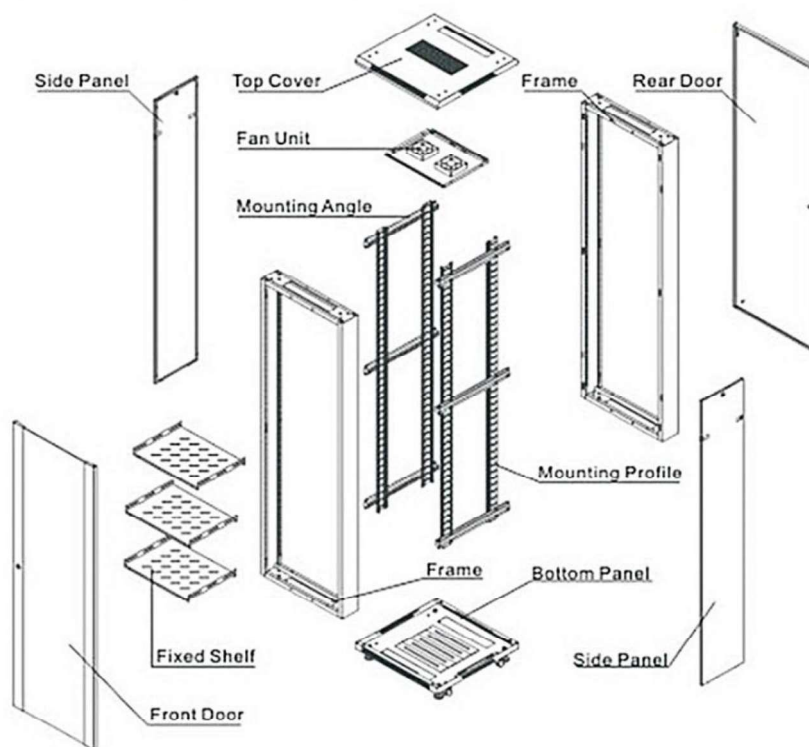
Physical Characteristics (Overall)

Opternet floor standing network cabinet (glass door)	
Main Material	SPCC Cold Rolled Steel
Thickness	Mounting Profile 2.0mm, Side Panel 1.0mm, Others 1.2mm
Surface Finish	Degreasing, Pickling, Phosphoric, Powder Coated
Degree of Protection	IP20
Loading Capacity	Static loading: 800KG
Color	Black RAL9004, Grey RAL7035

Product Details



Installation in Structure



Main Parts

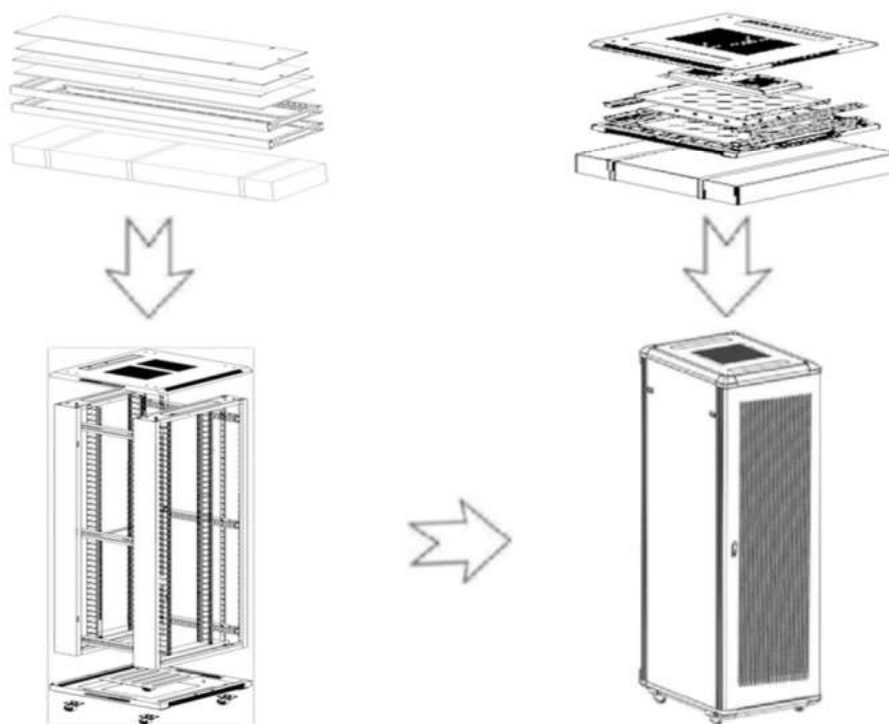
S/N	Description	Quantity	Unit	Material	Surface finish	Remark
1	Top cover	1	Piece	SPCC cold rolled steel 1.2	Powder coated	—
2	Frame	2	Piece	SPCC Cold rolled steel 1.2	Powder coated	—
3	Front door	1	Piece	5MM Toughened glass	Powder coated	—
4	Side panel	2	Piece	SPCC Cold rolled steel 1.0	Powder coated	Steel door
5	Rear door	1	Piece	SPCC Cold rolled steel 1.2	Powder coated	Steel door
6	Bottom panel	1	Piece	SPCC Cold rolled steel 1.2	Powder coated	—
7	Mounting angle	4/6	Piece	SPCC Cold rolled steel 1.2	Powder coated	4pcs for lower 27U
8	Mounting profile	4	Piece	SPCC Cold rolled steel 2.0	Powder coated	—
9	Spacer	8/12	Piece	SPCC Cold rolled steel 1.2	Powder coated	For 800mm width cabinet only
10	M6 screw	20/40	Set	—	—	40pcs for over 32U
11	Spring lock	1	Piece	—	—	With 2 keys
12	Round lock	1	Piece	—	—	With 2 keys
13	2.0'' heavy duty castor	4	Piece	—	—	—
14	Adjustable feet	4	Piece	—	—	—
15	Allen wench	1	Piece	—	—	—

Remark: width 800mm and above 32U Cabinets with 12 spacer, lower 32U with 8 spacer

Dimension

Model & Capacity(U)	Width(mm)	Depth(mm)	Height(mm)
9U	600	600	589
12U		600	722
15U		600	855
		800	
18U	600	600	988
		800	
		1000	
22U	600	600	1166
		800	
		1000	
	800	800	
		1000	
27U	600	600	1388
		800	
		1000	
	800	800	
		1000	
32U	600	600	1610
		800	
		1000	
	800	800	
		1000	
37U	600	600	1833
		800	
		1000	
	800	800	
		1000	
42U	600	600	2055
		800	
		1000	
	800	800	
		1000	
47U	800	1000	2277

Installation in structure



Main parts

S/N	Specification	Quantity	Unit	Material	Surface finish	Remark
1	Top Cover	1	Piece	SPCC cold rolled steel 1.2	Powder coated	—
2	Frame	2	Piece	SPCC Cold rolled steel 1.2	Powder coated	—
3	Front door	1	Piece	SPCC Cold rolled steel 1.2	Powder coated	Toughened glass door
4	Side panel	2	Piece	SPCC Cold rolled steel 1.2	Powder coated	steel door
5	Red door	1	Piece	SPCC Cold rolled steel 1.2	Powder coated	steel door
6	Bottom panel	1	Set	SPCC Cold rolled steel 1.2	Powder coated	—
7	Mounting angle	4/6	Piece	SPCC Cold rolled steel 1.5	Powder coated	4pcs for lower 27U
8	Mounting profile	4	Piece	SPCC Cold rolled steel 2.0	Powder coated	—
9	Spacer	8/12	Piece	SPCC Cold rolled steel 1.2	Powder coated	For 800mm width cabinet only
10	M6	20/40	Set	—	—	40pcs for over 32U
11	Round lock	2	Piece	—	—	With 4 keys
12	2.0" heavy duty castor	4	Piece	—	—	—
13	Adjustable feet	4	Piece	—	—	—
14	Allen wench	1	Piece	—	—	—

Remark: width 800mm and above 32U Cabinets with 12 spacer, lower 32U with 8 spacer